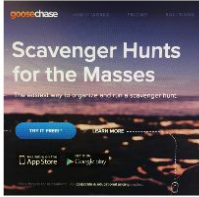


Step One - Submit Evidence for a Photo Mission


Navigation bar: [← Back](#) | [Submit Evidence](#) | [Submit](#)

CAPTION

 *Add a public caption (optional)*

0/140

MISSION DETAILS

 **Image Test** 400 pts
Mission description goes here.

[Attached Photo](#)

[Submit Evidence](#)

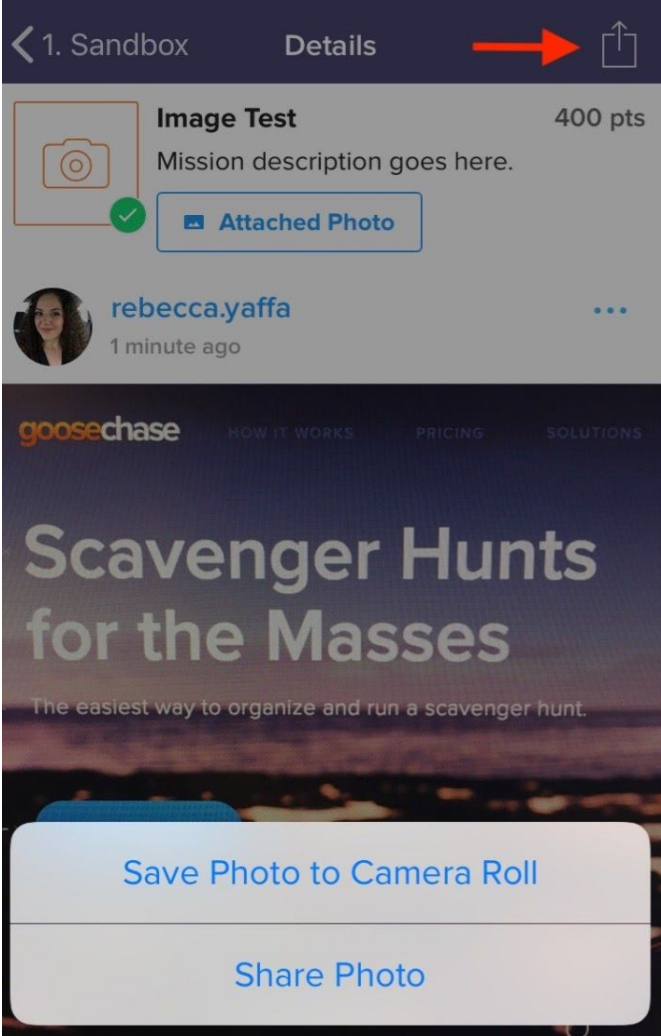
Step Two - Click on the Mission in the “Completed” Mission List

Navigation bar: [Home](#) | 1. Sandbox | [Search](#)

Remaining | Completed

 **Image Test** 400 pts
Mission description goes here. [>](#)

Step Three - Use the Save Icon in the Top Right Corner to “Share Photo”



Step Four - Share to the social media app of your choice

